

2019 EMISSIONS REPORT

G-Solutions is environmentally certified according to the ISO 14001 standard. This international standard specifies requirements for an effective environmental management system (EMS), which ensures that we as a company place focus on environmental issues and that we continually set goals within this area and dedicate ourselves towards constant improvement.

Annual audits are performed by external auditors, providing a guarantee for the implementation, maintenance and quality of the work we do. Our audit for 2019 was performed by Lloyd's Register - one of the leading global providers of certification, validation, verification and training services for international management system standards. Lloyd's Register approved G-Solutions for certification in both Gothenburg and Stockholm, and both for the environmental standard 14001, as well as the quality standard 9001.

ENVIRONMENTAL IMPACT 2019

Amongst other things, our Environmental Management System requires that we measure the environmental impact of our business activities. This is done with a lifecycle perspective and with focus primarily on the direct and indirect impacts of the transports services we perform together with our external partners and suppliers within our forwarding activities.

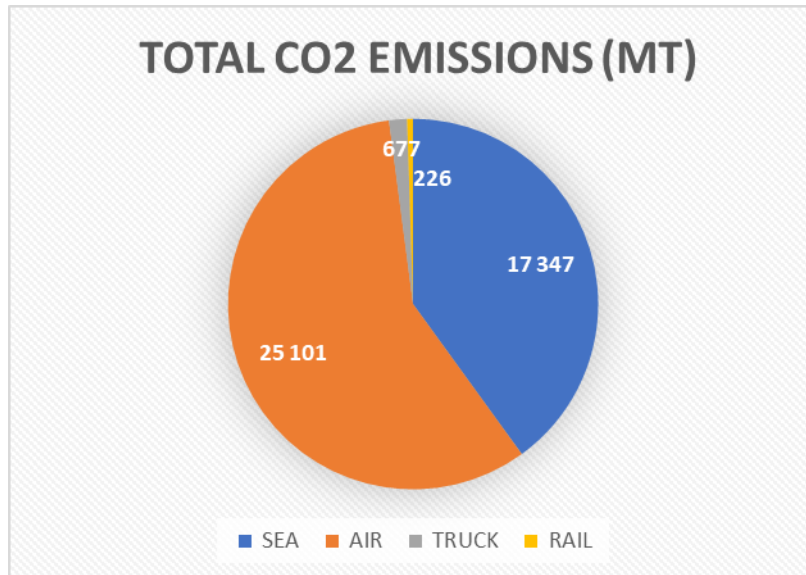
The result of our 2019 measurements can be seen below. These figures show the total emissions of G-Solutions bookings during 2019. The underlying data are the bookings and cargo weights registered in our Transport Management Systems during this period, and average transport distances have been appreciated by analyses of main transport flows.

For Sea, Air and Rail, the calculation method includes an addition for the first/last leg door trucking to door for transports where we are involved in this part.

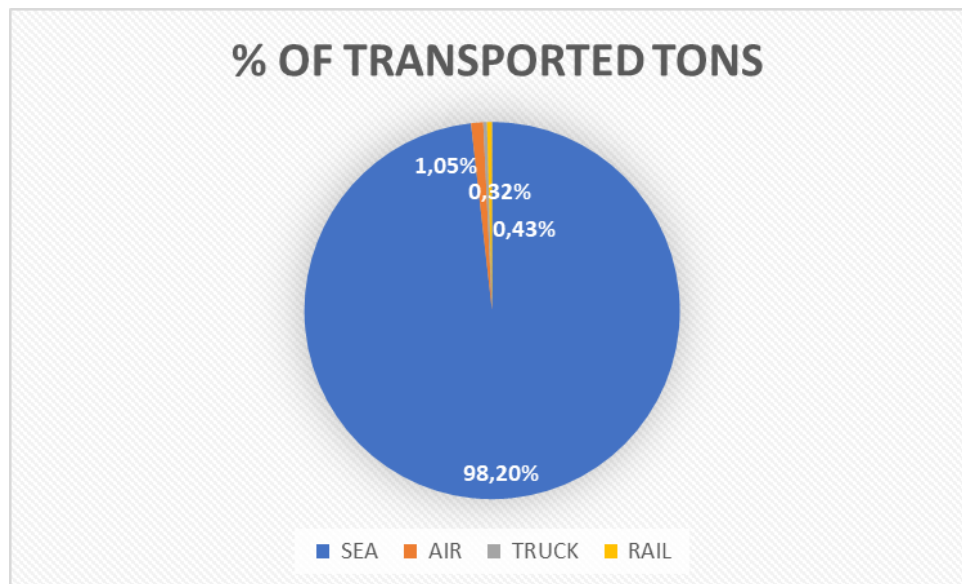
The calculations are made via EcotransIT, who provide a tool for emission measurements in a method supported by a large part of the international shipping and forwarding community. We chose to provide "Well to wheel" figures as these show the most encompassing results, also including emissions generated during the production and distribution of fuels involved.

RESULTS

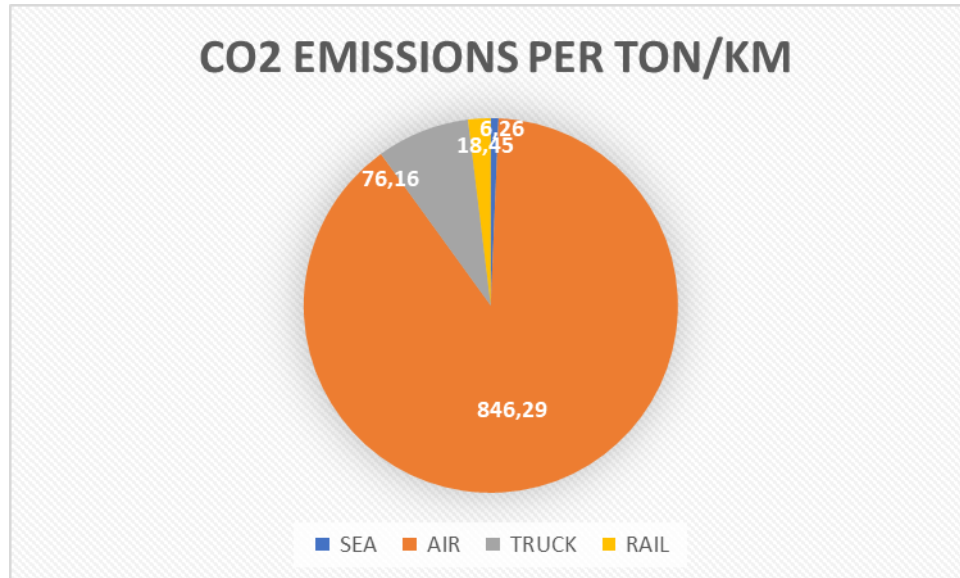
For 2019, a total of 43,351 tons of CO2 emissions were generated by the transports booked through G-Solutions. This figure is divided per transport modes as follows:



The total CO2 emissions for Air and Sea transports are at a similar total amount for the year, but this figure must take into account that even though G-Solutions ranked as the largest Swedish-owned Air freight forwarder 2019, the amount of cargo tons we transported by Sea was almost 100 times greater than what we transported by Air.



Looking at the emissions per ton per and per transported distance (kms), it is clear there are large differences between the transport modes:



CONCLUSION AND ANALYSIS

All large-scale transports and transport modes of today generate a carbon footprint.

The emission amounts vary substantially depending on transport mode, and Air freight shipments generate a far greater amount of emissions than other options. For our bookings Air options cause more than 10 times the emissions generated by Truck per ton/km, and Truck transports in turn generate more than 10 times the emissions caused by Sea.

The CO2 emission per ton/km from Rail transports lands between that of Truck and Sea. This may seem surprising as the actual transports by train generate no CO2 emissions at all, but the reason for the result is that our adopted measurement method, Well-to Wheel, also takes into consideration the emissions created during production and distribution of the energy needed to power the trains.

There is today no large-scale substitute to the transport means which we employ, but we can see that many new initiatives are taken within all parts of the transport industry to find solutions which heavily reduce or eliminate CO2 emissions for transports in the future. Also amongst our customers we see a clear shift towards more environmentally friendly options such as train transports and short-sea solutions.

Within Sea transports, significant reductions should be noted already during 2020 with the implementation of the IMO 2020 rules which were enforced as of 1st January 2020.

For more information about this report, or how G-Solutions can help you as a cargo owner to measure your own transport emissions or to find more environmental solutions to your transport needs, contact us and we will be very pleased to assist.